



# Wire harness - C4DR6M



For SAC1 the connections GD2, Keyswitch and Poti must be connected!



Temperature sensor / interlock connector must be connected to the motor.  
Please see next page for further details.



# Connection of the „Temperaturfühler“

to the „Temperaturfühler“  
connector on the C4DR6 wire  
harness



not connected

Temperature sensor  
cable from the motor

Fi-Box



## Connection of the shunt



Please note the location of the black, white and brown wires!